

BOUNDARIES


- Application Site Area - Red Line (13.3ha)
- Lands in the Applicants Control
- Extent of Work in Local Authority Control
- Educational Zoning in Celbridge LAP Land Use Zoning Map
- Flood risk
- AAI Archaeology Exclusion Area

Site Address: Lands at Ballyoulster, Celbridge, Co. Kildare	Drawing: HARD LANDSCAPING & FURNITURE	Drawing Number: KDA - 03	Scale: 1 to 500
Applicant Name: Kieron Curtin, Receiver over certain assets of Maplewood Developments Unlimited Company (in liquidation and in receivership)	Date: 06/2022	Bernard Seymour Landscape Architects 14 Main Street, Dublin 7 +353 1 231 2121 info@bernard.com	
Project Title: Ballyoulster SHD (Phase 1)			

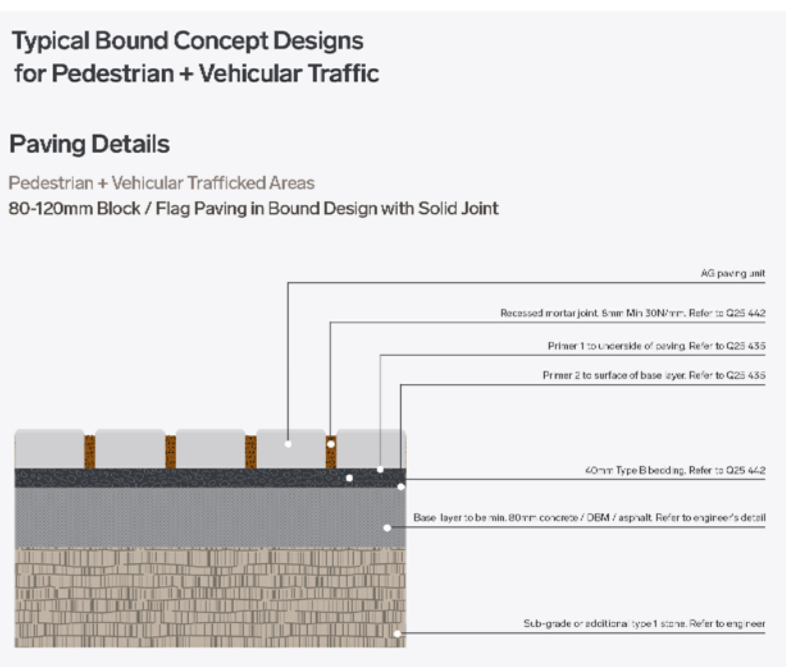
HARDSCAPE

- Proposed Public Footpath in-situ brushed concrete
- Proposed cycle lane Resin bound gravels including metal or concrete edging
- Proposed Hot rolled asphalt surface - Buff coloured as per Engineer's specification
- Proposed Hot rolled asphalt surface as per Engineer's specification
- NON Permeable Location: Common Open space and Key Location Local Park**
Granite Aggregate Flagstones - Manufacturer AG Professional
Ref Product: Plaza - Dimension 600x400x80mm - 2mm space ribs
Random 2 colours - 50%Salt + 50%Blakes
- NON Permeable Location: Threshold & Terrace Houses**
Granite Aggregate Flagstones - Manufacturer AG Professional
Ref Product: Plaza - Dimension 400x200x80mm
Random 2 colours - 50%Salt + 50%Blakes
- Permeable Location: Threshold & Terrace Houses**
Granite Aggregate Flagstones - Manufacturer AG Professional
Ref Product: Plaza - Dimension 400x200x80mm - 2mm space ribs
Random 2 colours - 50%Salt + 50%Blakes
- Permeable Location: Private car parking**
Granite Aggregate Flagstones for parking - Manufacturer AG Professional
Ref Product: Xilo - Dimension 200x100x80mm - 3.25mm space ribs (7mm joint)
Colours - 100%Safran
- Rubber mulch
For play area
- Bark Mulch or Rubber Grass Mat
For Fitness and around stepping stones.
- Edges galvanised or concrete between footpath & planting beds (always)
- Concrete stepping stone
- Modules of site and assemblies
- Polished, grade silver, to exposed stone aggregate

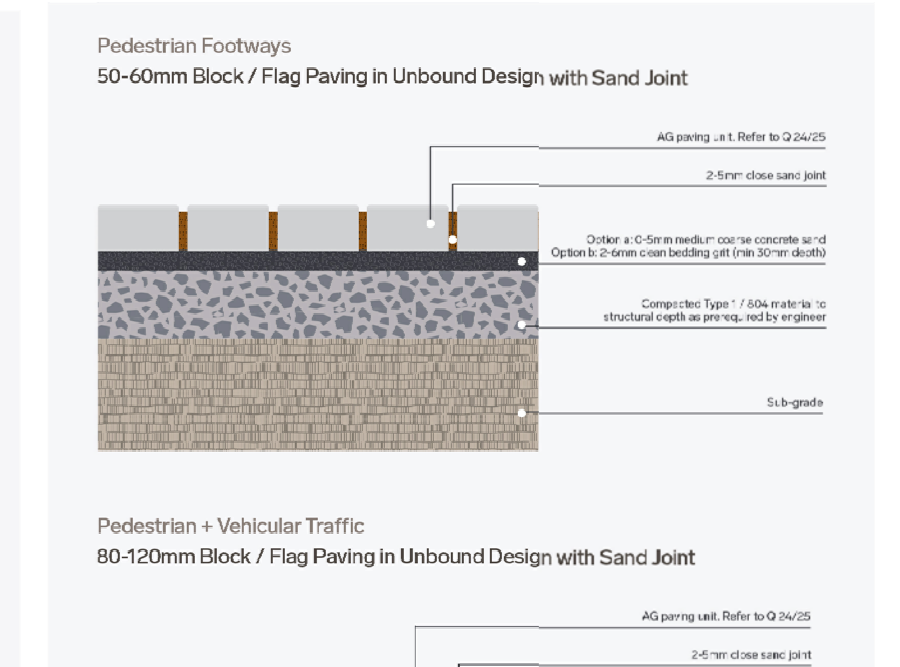
ACHESON & GLOVER (AG Professional)



TYPICAL BUILDUP FOR NON PERMEABLE PAVING



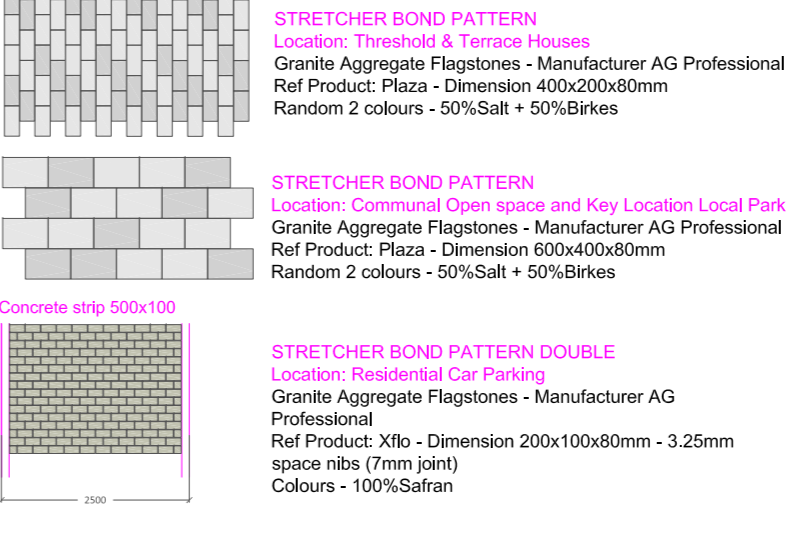
BUILDUP FOR PERMEABLE PAVING



RUBBER MULCH & BARK MULCH



PAVING PATTERNS



BENCHES



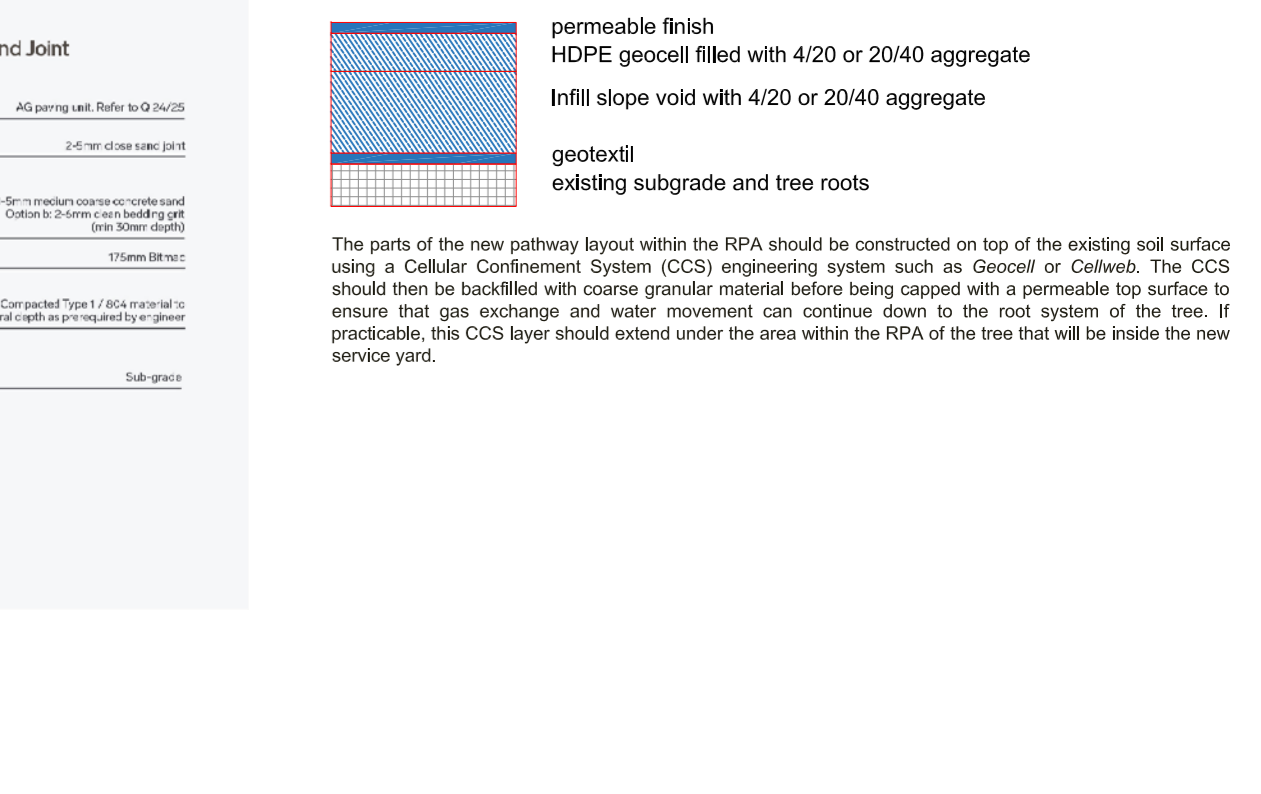
Bench with back and rest arm
Metal or composite timber
BENCH with back & arm rest of H2C085 - Manufacturer HARTCAST
Supports are manufactured from 10mm cast ductile iron which is more durable than cast iron.
The ductile iron components are fully galvanised and powder coated. As we manufacture all our products in-house we can arrange any colour combination you require.
Timber slats are 75 x 40mm FSC approved mahogany treated with a protective wood stain coating.
Fixings and fittings are stainless steel.
Options Available:
Protective wood stain can be light oak or dark teak.
Supports can be finished in a range of finishes.
Supports can be roof fixed if required.
Supports can be roof fixed or surface mounted.

TABLES AND SEAT



TABLES AND SEAT
Timber and cast ductile iron table and bench picnic set.
Bench has no back support.
Supports are manufactured from 10mm cast ductile iron which is more durable than cast iron.
The ductile iron components are galvanised with powder coat finish, as we manufacture all our products in-house we can arrange any colour combination you require.
Timber slats are 75 x 40mm (depth) x 90 x 40mm (table) FSC approved mahogany treated with a protective wood stain coating.
Fixings and fittings are stainless steel.
Options Available:
Supports can be surface mounted or roof fixed.
Protective wood stain can be light oak or dark teak.
Supports can be finished in a range of finishes.
BRO hot plate can be added.
Wheelchair accessible.

COMPACTED SAND ABOVE ROOTS OF THE EXISTING TREE (if required)



BOULDERS

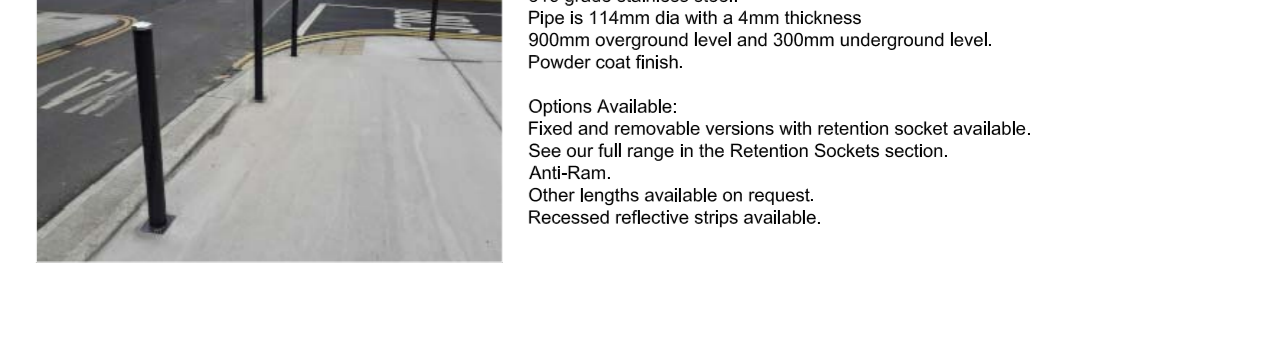
	A CATEGORY	B CATEGORY	C CATEGORY
PLAN			
ELEVATION			
CLASSIFICATION	Boulder A 200x120x120	Boulder B 150x100x100	Boulder C 100x80x80

CYCLE STAND



CYCLE STAND
110x100x100mm
Slipless steel coated cycle stand.
300x300mm stainless steel.
Pipe is 50mm with a 2mm thickness.
300mm underground level and 300mm underground level.
Brushed finish.
Options Available:
Bench slats are available if required.
See our full range in the Restoration Section.
Anti-theft.
Other heights available on request.
Recessed reflective strips available.

BOLLARDS



BOLLARDS
110x100x100mm
110x100x100mm
Slipless steel coated bollard.
300x300mm stainless steel.
Powder coat finish.
Options Available:
Fixed and removable versions with stainless steel available.
See our full range in the Restoration Section.
Anti-theft.
Other heights available on request.
Recessed reflective strips available.

FENCING

